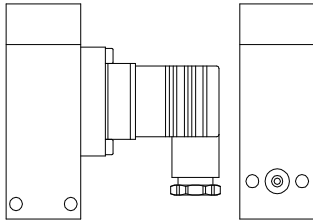
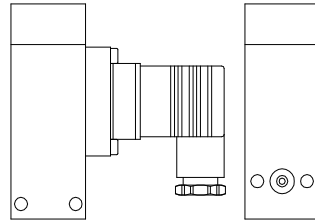


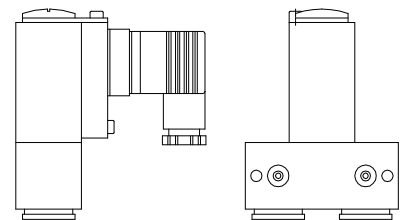
		<b>H17/28</b>	Page 1/5
<b>Pressure Sensors</b>	<b>Assembly Drawing &amp; Part List</b>	Section No.	Rev.
압력 센서	조립도 및 부품 목록	<b>S45200</b>	<b>1A</b>



**Pressure transmitter**



**Pressure switch**



**Differential pressure switch**

**Part List**

Item No.	Description	Q'ty / Eng.	Weight (kg)	Remarks / See Note
201	Fuel oil engine inlet (PT 51)	1		Pressure transmitter
202	Lub. oil filter inlet (PT 61)	1		
203	Lub. oil engine inlet (PT 62)	1		
204	Lub. oil turbocharger inlet (PT 63)	1		
205	L.T-cooling water engine inlet (PT 71)	1		
206	H.T-cooling water engine inlet (PT 75)	1		
207	Compressed air engine inlet (PT 41)	1		
208	Charge air cooler outlet (PT 21)	1		
209	Fuel oil engine inlet (PAL 51)	1		Pressure switch
210	Lub. oil filter inlet (PAL 61)	1		
211	Lub. oil engine inlet (PSL 62)	1		
212	Lub. oil turbocharger inlet (PAL 63)	1		
213	LT-cooling water engine inlet (PAL 71)	1		
214	HT-cooling water engine inlet (PAL 75)	1		
215	Compressed air engine inlet (PAL41)	1		
216	Charge air cooler outlet (PAL 21)	1		
217	Diff. pressure for F.O filter (PDAH 52-51)	1		Differential pressure switch
218	Diff. pressure for L.O filter (PDAH 61-62)	1		

\* Please see "electrical drawing on final plan" for the application of electrical sensors.